

JFS VolunteerHub: How to Sign Up for Opportunities

Step 1:

Visit JFSDallas.VolunteerHub.com or you can access the portal by visiting our website at JFSDallas.org/Volunteer.

Step 2:

Click the yellow "Sign In" button in the top right corner of the screen.



Step 3:

Sign in using the username and password you've created.

Sign In

Username

Email@example.com or username, if changed

Password

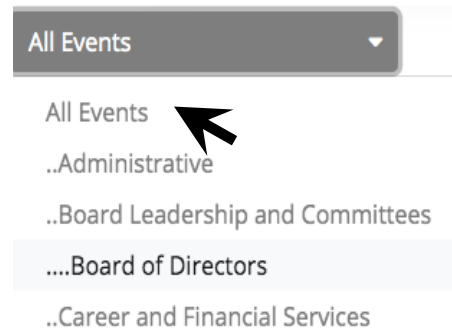
.....

Keep me logged in [Forgot password?](#)

SIGN IN

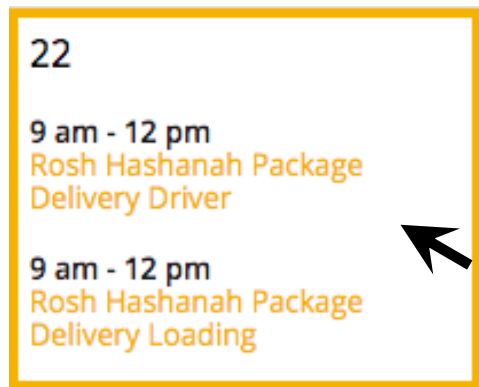
Step 4:

Select the events that you'd like to appear on the calendar or select "All Events" in the top left-hand corner of the calendar display.



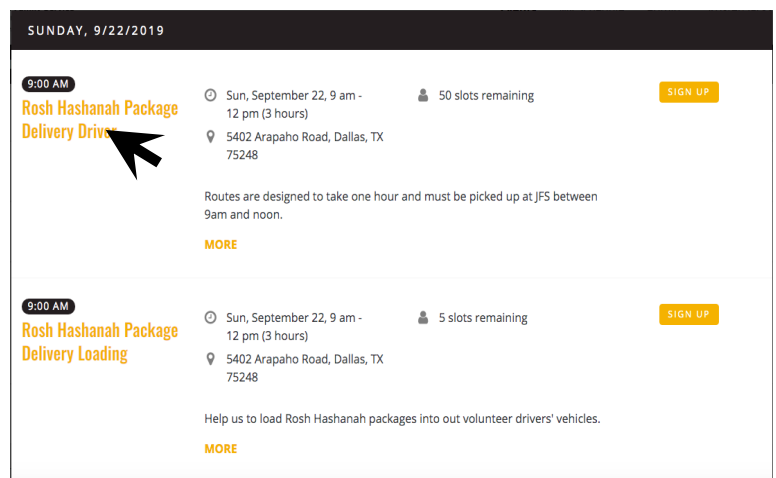
Step 5:

Click the day that you'd like to sign up for an opportunity.



Step 6:

Review that day's opportunities and click on the title of the shift you'd like to sign up for to review the event's details or click the "Sign Up" button to sign up.



Step 7:

Review the details and click "Sign Up".

